



BLF Cupboard Door Adjustment




Open the cupboard door, you will see the hinges attached to the carcass with a small black plastic cover. You will need to remove the cover to make adjustments

If the outer edge of the door is extruding too much adjust the hinge by turning the screw as shown :



If the door is sitting too high or low in the unit then adjust the screw as shown to raise or lower :



To adjust distance between the door and the side of the carcass adjust the screw as shown :

